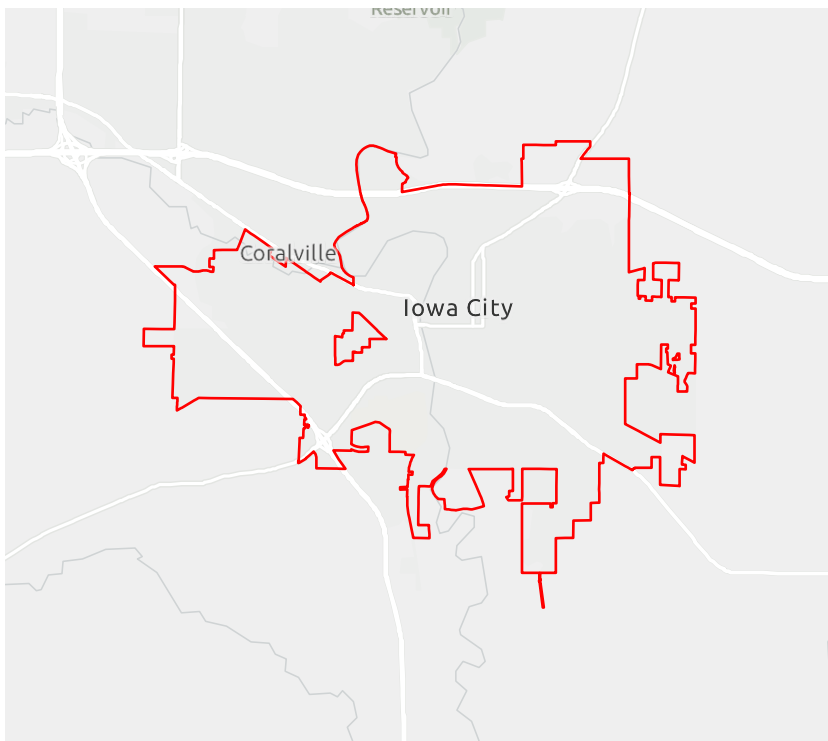


Population Trends and Key Indicators

Iowa City, IA (1938595)
Geography: Place



78,884	32,050	2.21	28.1	\$60,983	\$282,101	70	78	55
Population	Households	Avg Size Household	Median Age	Median Household Income	Median Home Value	Wealth Index	Housing Affordability	Diversity Index

MORTGAGE INDICATORS



\$8,833

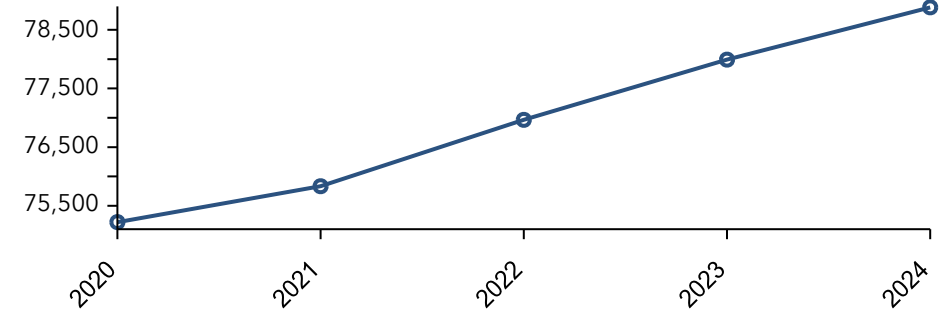
Avg Spent on Mortgage & Basics



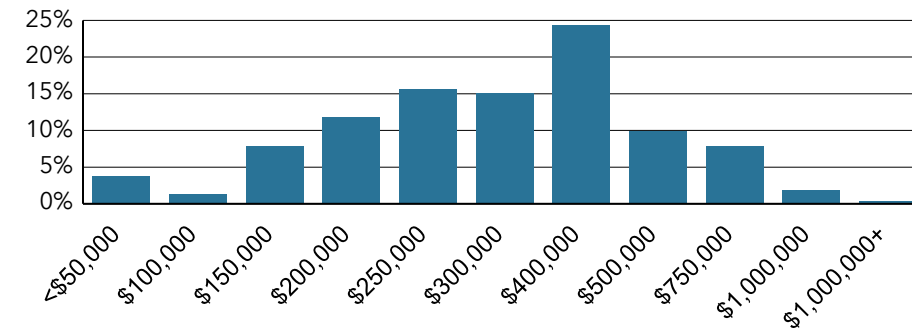
29.0%

Percent of Income for Mortgage

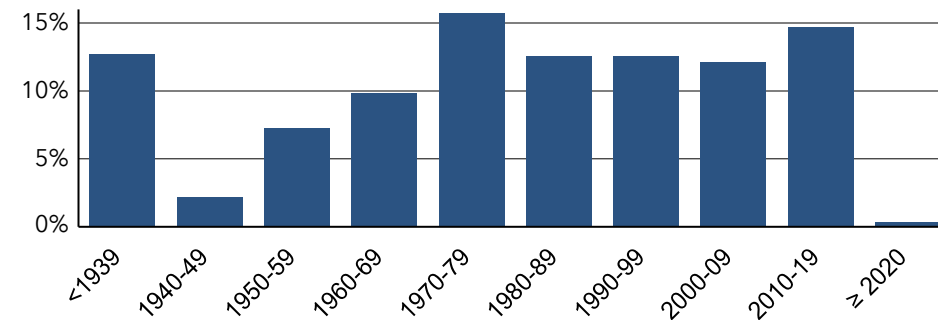
Historical Trends: Population




Home Value



Housing: Year Built




POPULATION BY AGE



■ Under 18 (15.6%)
 ■ Ages 18 to 64 (72.1%)
 ■ Aged 65+ (12.4%)

POPULATION BY GENERATION



Source: This infographic contains data provided by Esri (2024, 2029), Esri-U.S. BLS (2024), ACS (2018-2022). © 2024 Esri